

INDEX TO APPENDICES

1. Public notice inviting submissions on recusal of Chairperson
2. Public notice inviting representations on electoral redistribution
3. Written representations received by the Commission
4. Public hearings held in Adelaide
5. Exhibits received by the Commission
6. Comparison of projected electors at the time of the 2020 report against actual enrolments at the time of the 2022 election
7. Swing-to-lose figures based on the 2022 election
8. Present and projected enrolments before the 2024 electoral redistribution
9. Public notice inviting submissions about the draft report
10. Written submissions received by the Commission about the draft report
11. Summary of impact of boundary changes on electors
12. Present and projected enrolments after the 2024 electoral redistribution
13. Swing-to-lose figures based on the 2024 electoral redistribution
14. Electoral districts allocation based on 50:50 vote following the 2024 electoral redistribution

APPENDIX 1

Public notice inviting submissions on recusal of Chairperson



SOUTH AUSTRALIAN ELECTORAL DISTRICTS BOUNDARIES COMMISSION

Notice issued pursuant to section 85(1) of the Constitution Act 1934

Pursuant to section 82(1) of the *Constitution Act 1934* the South Australian Electoral Districts Boundaries Commission ("the Commission") is required to commence proceedings for the purpose of an electoral redistribution of South Australia into House of Assembly electoral districts.

Who are the Members of the Commission?

Section 78 of the Constitution Act prescribes that the Commission is constituted of the following members:

- the Chairperson of the Commission who shall be a Judge of the Supreme Court appointed by the Chief Justice to be Chairperson of the Commission; and
- the Electoral Commissioner; and
- the Surveyor-General.

Appointment of Chairperson

By notice published in the South Australian Government *Gazette*, on 19 October 2023, the Honourable Chief Justice appointed the Honourable Justice Tim Stanley, a Judge of the Supreme Court of South Australia, to be Chairperson of the Commission, with the appointment to take effect from 30 October 2023.

Following his appointment the Honourable Justice Stanley took steps to ascertain whether there was any application for him to recuse himself as Chairperson of the Commission.

Subsequently, the matter has been set for the hearing of submissions, before Justice Stanley, on Tuesday 5 December 2023 at 10:15am.

Can you make a submission?

The Commission invites submissions from any interested party or the public in relation to the appointment of the Chairperson.

Any persons wishing to make submissions regarding this matter may do so, either personally or by counsel, at the above-mentioned hearing to be held at the Supreme Court, 1 Gouger Street, Adelaide.

When and where will the redistribution hearings take place?

The Commission will advise future proceedings, by further notice inviting written representations, following the determination of the matter detailed above.

Please refer to our website edbc.sa.gov.au for more information and details of the Commission.

The Secretary

Electoral Districts Boundaries Commission

Level 6, 60 Light Square
Adelaide SA 5000

Postal address

GPO Box 646

Adelaide SA 5001

Email

edbc.secretary@sa.gov.au

W20533

List of newspapers in which the public notice was published

Metropolitan Newspapers

Adelaide Advertiser

Adelaide Sunday Mail

Date of Publication

25 November 2023

26 November 2023

Public notice inviting representations on electoral redistribution

SOUTH AUSTRALIAN ELECTORAL DISTRICTS BOUNDARIES COMMISSION

Notice issued pursuant to section 85(1) of the Constitution Act 1934

Pursuant to section 82(1) of the *Constitution Act 1934* the South Australian Electoral Districts Boundaries Commission ("the Commission") is about to commence proceedings for the purpose of an electoral redistribution of South Australia into House of Assembly electoral districts.

What is the basis of the redistribution?

Whenever an electoral redistribution is made, the number of electors in each electoral district must not vary from the electoral quota by more than 10 per cent. The electoral quota is obtained by dividing the total number of electors for the House of Assembly as at a specified date, being a date not earlier than six months before the date of the Commission's order, by the number of electoral districts.

What is the task of the Commission?

In making an electoral redistribution, the Commission is required to:

- have regard, as far as practicable, to-
 - a) the desirability of making the electoral redistribution so as to reflect communities of interest of an economic, social, regional or other kind;
 - b) the population of each proposed electoral district;
 - c) the topography of areas within which new electoral boundaries will be drawn;
 - d) the feasibility of communication between electors affected by the redistribution and their parliamentary representative in the House of Assembly;
 - e) the nature of substantial demographic changes that the Commission considers likely to take place in proposed electoral districts between the conclusion of its present proceedings and the date of expiry of the present term of the House of Assembly.

The Commission is also authorised to have regard to any other matter it thinks relevant.

Can you make a submission?

The Commission invites representations from any person in relation to the proposed electoral redistribution.

Any persons wishing to make representations to the Commission regarding the proposed electoral redistribution may do so in writing, and deliver the representation either personally or by post to the Secretary of the Commission, by 5:00pm on Friday 19 April 2024.

When and where will the hearings take place?

The Commission will conduct a preliminary hearing as to demographic data which will commence at 10:00am on Tuesday, 6 February 2024 in the Supreme Court Building, 1 Gouger Street, Adelaide.

Please refer to our website edbc.sa.gov.au for more information and details of the Commission.

The Secretary
Electoral Districts Boundaries Commission
Level 6, 60 Light Square
Adelaide SA 5000

Postal address
GPO Box 646
Adelaide SA 5001

Email
edbc.secretary@sa.gov.au



List of newspapers in which the public notice was published

Newspaper	Date of Publication
Metropolitan Newspapers	
Adelaide Advertiser	20 January 2024
Adelaide Sunday Mail	21 January 2024
The Weekend Australian	20 January 2024
Country Newspapers	
Bordertown Chronicle	24 January 2024
Eyre Peninsula Advocate	25 January 2024
Fleurieu Sun	25 January 2024
Koori Mail	31 January 2024
Limestone Coast Today	24 January 2024
Mount Barker Courier	24 January 2024
Mount Gambier Times	24 January 2024
Murray Pioneer – Renmark	24 January 2024
Murray Valley Standard	25 January 2024
Naracoorte News	24 January 2024
Penola Pennant	24 January 2024
Pinnaroo Border Times	24 January 2024
Port Lincoln Times	25 January 2024
Port Pirie Recorder	25 January 2024
South Eastern Times	24 January 2024
Strathalbyn Southern Argus	25 January 2024
The Border Watch – Mt Gambier	24 January 2024
The Bunyip – Gawler	24 January 2024
The Kangaroo Island Islander	25 January 2024
The Leader – Angaston	24 January 2024
The Plains Producer	24 January 2024
The SE Voice	25 January 2024
The Transcontinental Port Augusta	25 January 2024
The Victor Harbor Times	23 January 2024
Whyalla News	25 January 2024
Yorke Peninsula Country Times	23 January 2024

APPENDIX 3

Written representations received by the Commission

Author of representation	Date received
Mr K Horsnell	25 January 2024
Mr A Peake OAM	18 February 2024
Mr D Hall	16 April 2024
Mr J Fulbrook MP	17 April 2024
Hon R Martin MLC	17 April 2024
Mr J Taggart	17 April 2024
The Electoral Reform Society of South Australia	18 April 2024
Mr M Pratt	18 April 2024
Mr J Photakis	19 April 2024
The Greens	19 April 2024
Australian Democrats (SA Division) Inc	19 April 2024
Liberal Party of Australia (SA Division)	19 April 2024
Australian Labor Party (SA Branch)	19 April 2024
Mr A Foley	20 April 2024

APPENDIX 4

Public hearings held in Adelaide

9 November 2023	Recusal application preliminary hearing
5 December 2023	Recusal application hearing
6 February 2024	Commission public hearing
12 June 2024	Commission public hearing

Witness called before the Commission

6 February 2024	Christopher Ian Rudd
-----------------	----------------------

Persons and bodies who made oral submissions

Recusal application

9 November 2023	Liberal Party (SA Division) represented by Mr T Duggan KC and Mr J Teague
5 December 2023	Liberal Party (SA Division) represented by Mr T Duggan KC and Mr J Teague Australian Labor Party (SA Branch) represented by Mr B Doyle KC and Mr A Tisato Australian Democrats (SA Division) Inc represented by Mr P Black

Electoral redistribution proceeding

6 February 2024	Liberal Party (SA Division) represented by Mr T Duggan KC and Mr J Teague Australian Labor Party (SA Branch) represented by Mr B Doyle KC and Mr A Tisato Australian Democrats (SA Division) Inc represented by Mr P Black
12 June 2024	Liberal Party (SA Division) represented by Mr J Teague Australian Labor Party (SA Branch) represented by Mr B Doyle KC and Mr A Tisato Australian Democrats (SA Division) Inc represented by Mr P Black Mr A Peake OAM Mr J Fulbrook MP

APPENDIX 5

Exhibits received by the Commission

- 1 Copy page number 3515 of South Australian Government Gazette of 19 October 2023 giving notice of appointment of the Chairman of the Commission
- 2 Notice calling for submissions on recusal of Chairperson published 25 November 2023
- 3 Judgment on recusal of Chairperson
- 4 Judgment on recusal of Chairperson (No 2)
- 5 Copy page number 26 of South Australian Government Gazette of 11 January 2024 giving notice of appointment of the Chairman of the Commission
- 6A Notice of hearing to address demographic data and to invite written representations on boundary proposals
- 6B List of newspapers in which the advertisement referred to as exhibit 6A was published
- 7 Brochure explaining the composition, role and function of the Commission, criteria for redistribution and other matters
- 8 Document setting out two-party preferred pendulum, swing-to-lose figures for the 2022 election
- 9 Document containing comparison of 2022 actual enrolments versus 2020 projections, dated January 2024
- 10 Report titled Demographic trends and projections for the Electoral Districts Boundaries Commission, 2022-2026 prepared by the Department for Trade and Investment
- 11A *Curriculum vitae* of Christopher Ian Rudd
- 11B *Curriculum vitae* of Jo-Anne Emma Ragless
- 11C *Curriculum vitae* of Deborah Jane Burrows
- 11D *Curriculum vitae* of Dr Thomas Guy Wilson – Consulting Demographer
- 12 Calculation of electors to population ratio – 30 June 2022
- 13A Explanation of data fields used in the enrolment and voting data spreadsheet
- 13B Enrolment and voting data spreadsheet
- 13C Summary of enrolment and voting data by electoral district
- 14A Email from Mr Peake OAM dated 12 May 2024
- 14B Written outline of oral submissions of Mr Peake OAM

- 15 Labor Party written outline of oral submissions for hearing on 12 June 2024
- 16 Electoral roll as at 31 May 2024 tendered by the Labor Party
- 17A Explanation of data fields used in the enrolment and voting data spreadsheet as at the relevant date
- 17B Enrolment and voting data spreadsheet as at the relevant date
- 17C Summary of enrolment and voting data by electoral district as at the relevant date
- 18 Notice calling for written submissions following release of the draft report
- 19A Explanation of data fields used in the enrolment and voting data spreadsheet for draft boundaries
- 19B Enrolment and voting data spreadsheet for draft boundaries
- 19C Summary of enrolment and voting data by electoral district for draft boundaries
- 20A Report of Dr Krichauff "A short history [of] Edward Charles Frome (Surveyor-General of South Australia, 1839-1849) and an investigation into his involvement in the O'Halloran Expedition and the burning of an Aboriginal encampment on the Coorong in 1840"
- 20B Appendices to Dr Krichauff's report
- 20C *Curriculum vitae* of Dr Skye Krichauff
- 21A Submission of Prof Irene Watson on proposal for renaming the electoral district of Frome
- 21B *Curriculum vitae* of Prof Irene Watson
- 21C Paper titled "Colonial Logic and The Coorong Massacres" provided by Prof Irene Watson

APPENDIX 6

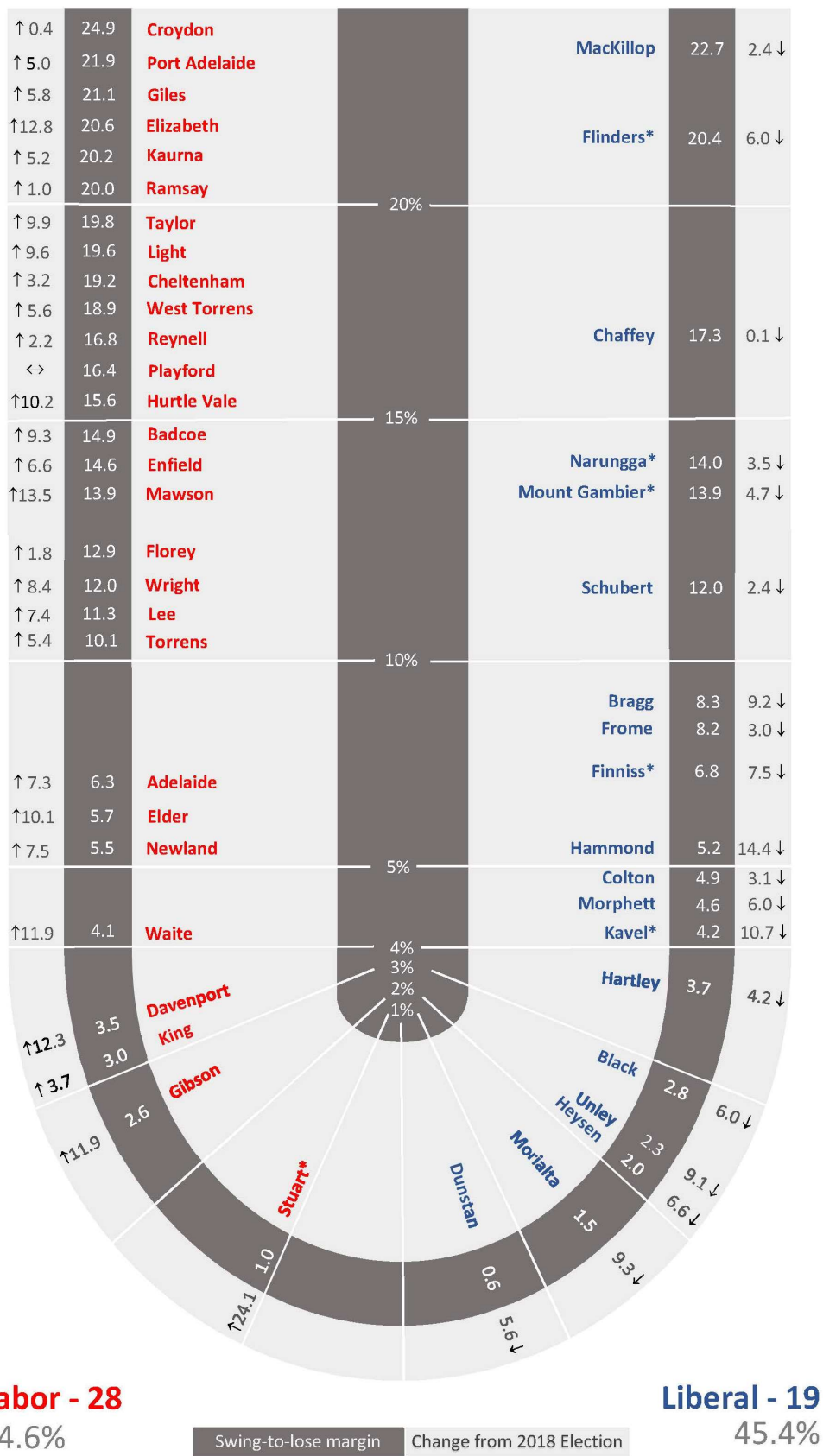
Comparison of projected electors at the time of the 2020 report against actual enrolments at the time of the 2022 election

District	Projected Electors		Actual Enrolments		Enrolment Variance
	30/06/2022	% Quota Variance	19/03/2022	% Quota Variance	
ADELAIDE	26382	-0.2	27331	+1.4	949
BADCOE	26599	+0.7	27481	+2.0	882
BLACK	26497	+0.3	26437	-1.9	-60
BRAGG	26015	-1.6	26709	-0.9	694
CHAFFEY	25957	-1.8	25807	-4.2	-150
CHELTENHAM	26636	+0.8	27621	+2.5	985
COLTON	26997	+2.2	28379	+5.3	1382
CROYDON	27915	+5.6	28182	+4.6	267
DAVENPORT	27198	+2.9	26835	-0.4	-363
DUNSTAN	26724	+1.1	27269	+1.2	545
ELDER	27461	+3.9	27757	+3.0	296
ELIZABETH	27534	+4.2	27717	+2.8	183
ENFIELD	26674	+0.9	27240	+1.1	566
FINNISS	26441	+0.1	27086	+0.5	645
FLINDERS	24370	-7.8	25108	-6.8	738
FLOREY	26293	-0.5	26361	-2.2	68
FROME	26590	+0.6	26915	-0.1	325
GIBSON	27238	+3.1	28207	+4.7	969
GILES	24838	-6.0	24966	-7.4	128
HAMMOND	26049	-1.4	26584	-1.4	535
HARTLEY	25826	-2.3	26158	-2.9	332
HEYSEN	25526	-3.4	26049	-3.3	523
HURTLE VALE	25789	-2.4	26506	-1.7	717
KAURNA	27621	+4.5	28845	+7.0	1224
KAVEL	25804	-2.4	27164	+0.8	1360
KING	26652	+0.9	27193	+0.9	541
LEE	25388	-3.9	25846	-4.1	458
LIGHT	26823	+1.5	26719	-0.9	-104
MACKILLOP	27301	+3.3	27214	+1.0	-87
MAWSON	27331	+3.4	27500	+2.0	169
MORIALTA	26005	-1.6	26680	-1.0	675
MORPHETT	25101	-5.0	26221	-2.7	1120
MOUNT GAMBIER	25703	-2.7	25597	-5.0	-106
NARUNGA	24708	-6.5	25098	-6.9	390
NEWLAND	26999	+2.2	26866	-0.3	-133
PLAYFORD	25443	-3.7	26660	-1.1	1217
PORT ADELAIDE	27547	+4.2	28354	+5.2	807
RAMSAY	27250	+3.1	27821	+3.2	571
REYNELL	26220	-0.8	27175	+0.8	955
SCHUBERT	26953	+2.0	27424	+1.8	471
STUART	25776	-2.5	25266	-6.3	-510
TAYLOR	26734	+1.2	27752	+3.0	1018
TORRENS	26912	+1.8	28173	+4.5	1261
UNLEY	26913	+1.8	27592	+2.4	679
WAITE	27057	+2.4	27857	+3.4	800
WEST TORRENS	25677	-2.8	26327	-2.3	650
WRIGHT	26532	+0.4	26670	-1.0	138
Total	1241999		1266719		24720
Quota	26426		26951		

January 2024

APPENDIX 7

Swing-to-lose figures based on the 2022 election



* Non 2PP final result ie 6 districts did not have a Labor/Liberal final outcome. Ballot papers in these districts were distributed to the Labor and Liberal candidates to obtain notional 2PP figures.

APPENDIX 8

Present and projected enrolments before the 2024 electoral redistribution

District	Relevant Date		Projected Date		Enrolment Variance
	30/06/2024	% Quota Variance	30/06/2026	% Quota Variance	
ADELAIDE	27671	+0.9	29036	+2.7	1365
BADCOE	27122	-1.1	28893	+2.2	1771
BLACK	26506	-3.3	26917	-4.7	411
BRAGG	26494	-3.4	27529	-2.6	1035
CHAFFEY	26068	-4.9	26507	-6.2	439
CHELTENHAM	28281	+3.1	29055	+2.8	774
COLTON	28327	+3.3	28746	+1.7	419
CROYDON	28455	+3.8	30555	+8.1	2100
DAVENPORT	26958	-1.7	27996	-0.9	1038
DUNSTAN	26833	-2.2	28499	+0.8	1666
ELDER	27521	+0.4	28843	+2.1	1322
ELIZABETH	28304	+3.2	28402	+0.5	98
ENFIELD	27585	+0.6	28746	+1.7	1161
FINNISS	28080	+2.4	29078	+2.9	998
FLINDERS	26001	-5.2	26007	-8.0	6
FLOREY	26310	-4.1	27949	-1.1	1639
FROME	28656	+4.5	28861	+2.1	205
GIBSON	28138	+2.6	28862	+2.1	724
GILES	25550	-6.8	25398	-10.1	-152
HAMMOND	27923	+1.8	28166	-0.3	243
HARTLEY	26277	-4.2	28089	-0.6	1812
HEYSEN	26714	-2.6	26890	-4.8	176
HURTLE VALE	27079	-1.3	27230	-3.6	151
KAURNA	30038	+9.5	31087	+10.0	1049
KAVEL	29401	+7.2	31085	+10.0	1684
KING	27459	+0.1	27626	-2.2	167
LEE	25969	-5.3	27320	-3.3	1351
LIGHT	28890	+5.3	30244	+7.0	1354
MACKILLOP	27601	+0.6	27927	-1.2	326
MAWSON	28322	+3.3	29219	+3.4	897
MORIALTA	26839	-2.1	27466	-2.8	627
MORPHETT	25853	-5.7	26390	-6.6	537
MOUNT GAMBIER	26134	-4.7	26693	-5.5	559
NARUNGA	26036	-5.1	26223	-7.2	187
NEWLAND	26675	-2.7	27821	-1.5	1146
PLAYFORD	26759	-2.4	27396	-3.1	637
PORT ADELAIDE	28837	+5.2	29986	+6.1	1149
RAMSAY	28351	+3.4	28986	+2.6	635
REYNELL	27500	+0.3	28121	-0.5	621
SCHUBERT	28681	+4.6	28990	+2.6	309
STUART	25546	-6.8	26055	-7.8	509
TAYLOR	30875	+12.6	33517	+18.6	2642
TORRENS	28161	+2.7	29266	+3.6	1105
UNLEY	27334	-0.3	28367	+0.4	1033
WAITE	28122	+2.5	27849	-1.5	-273
WEST TORRENS	25971	-5.3	27127	-4.0	1156
WRIGHT	26689	-2.7	27173	-3.8	484
Total	1288896		1328188		39292
Quota	27423		28259		

July 2024

Public notice calling for submissions about the draft report



Constitution Act 1934

Notice Issued Pursuant to Section 85(4)

**ELECTORAL DISTRICTS BOUNDARIES COMMISSION
DRAFT REPORT**

Since 6 February 2024 the Electoral Districts Boundaries Commission ("the Commission") has been engaged, pursuant to Part 5 of the Constitution Act, in redrawing the boundaries of the 47 electoral districts of the House of Assembly in the South Australian Parliament. It has now prepared a draft redistribution report which contains the draft order and plans of the proposed electoral districts to be contested at the next state election.

Copies of the Commission's draft report may be inspected at the office of Electoral Commission of South Australia, Level 6, 60 Light Square Adelaide or on the Commission's website www.edbc.sa.gov.au. Copies of the draft report may be purchased from the Electoral Commission of South Australia for \$36 (post free and including GST).

Pursuant to section 85 of the Constitution Act, any person who has already made a written representation to the Commission in relation to this redistribution, or any interested member of the public, may now make any submission in writing that he or she thinks fit about the draft report (including the reasons that support it). The Commission will consider all such submissions and then proceed to finalise its order.

Submissions must be received by the Secretary to the Commission, David Gully, via GPO Box 646 Adelaide SA 5000 or EDBC.Secretary@sa.gov.au by **no later than 5 pm on Monday, 16 September 2024**.

David Gully
Secretary to the Electoral Districts Boundaries Commission

APPENDIX 10

Written submissions received by the Commission about the draft report

Author of submission	Date received
Mr M Gordon	25 August 2024
Ms J Hallewas	26 August 2024
Port Augusta City Council	30 August 2024
Port Pirie Regional Council	11 September 2024
Ms C Jaeschke	11 September 2024
Ms C Burgess	15 September 2024
Ms A Russell	15 September 2024
Ms R Hannaford	15 September 2024
Dr S Sutton	16 September 2024
Mr D Billing	16 September 2024
Mr S Telfer MP	16 September 2024
M & G Luccon	16 September 2024
Mr M Smiljanic	16 September 2024
Mr P Konings	16 September 2024
Mr P Alexandrides	16 September 2024
Mr C Auricht	16 September 2024
Mr W Cheffirs	16 September 2024
Australian Labor Party (SA Branch)	16 September 2024
Liberal Party of Australia (SA Division)	16 September 2024
Hon P Malinauskas MP	16 September 2024
Ms F Bedford	16 September 2024

APPENDIX 11

Summary of impact of boundary changes on electors

District	Before Redistribution		Transfers / Comments	Change	After Redistribution	
	Electors	Quota			Electors	Quota
Adelaide	27671	+0.9%	No Change		27671	+0.9%
Badcoe	27122	-1.1%	No Change		27122	-1.1%
Black	26506	-3.3%	No Change		26506	-3.3%
Bragg	26494	-3.4%	No Change		26494	-3.4%
Chaffey	26068	-4.9%	No Change		26068	-4.9%
Cheltenham	28281	+3.1%	No Change		28281	+3.1%
Colton	28327	+3.3%	No Change		28327	+3.3%
Croydon	28455	+3.8%	No Change		28455	+3.8%
Davenport	26958	-1.7%	No Change		26958	-1.7%
Dunstan	26833	-2.2%	No Change		26833	-2.2%
Elder	27521	+0.4%	No Change		27521	+0.4%
Elizabeth	28304	+3.2%	From Taylor Into King	+3485 -3749		
Enfield	27585	+0.6%	No Change		27585	+0.6%
Finniss	28080	+2.4%	No Change		28080	+2.4%
Flinders	26001	-5.2%	No Change		26001	-5.2%
Florey	26310	-4.1%	No Change		26310	-4.1%
Gibson	28138	+2.6%	No Change		28138	+2.6%
Giles	25550	-6.8%	From Stuart Into Stuart	+6495 -5091		
Hammond	27923	+1.8%	No Change		27923	+1.8%
Hartley	26277	-4.2%	No Change		26277	-4.2%
Heysen	26714	-2.6%	From Kavel	+2584		
Hurtle Vale	27079	-1.3%	From Reynell	+2032		
Kaurna	30038	+9.5%	Into Reynell	-2341		
Kavel	29401	+7.2%	Into Heysen	-2584		
King	27459	+0.1%	From Elizabeth Into Wright	+3749 -1835		
Lee	25969	-5.3%	From Port Adelaide	+788		
Light	28890	+5.3%	From Taylor Into Ngadjuri	+1774 -3166		
MacKillop	27601	+0.6%	No Change		27601	+0.6%
Mawson	28322	+3.3%	No Change		28322	+3.3%
Morialta	26839	-2.1%	No Change		26839	-2.1%
Morphett	25853	-5.7%	No Change		25853	-5.7%
Mount Gambier	26134	-4.7%	No Change		26134	-4.7%
Narungga	26036	-5.1%	From Ngadjuri Into Stuart	+1653 -1792		
Newland	26675	-2.7%	No Change		26675	-2.7%
Ngadjuri	28656	+4.5%	From Light Into Narungga Into Stuart	+3166 -1653 -3639		
Playford	26759	-2.4%	No Change		26759	-2.4%
Port Adelaide	28837	+5.2%	Into Lee	-788		
Ramsay	28351	+3.4%	No Change		28351	+3.4%
Reynell	27500	+0.3%	From Kaurna Into Hurtle Vale	+2341 -2032		
Schubert	28681	+4.6%	No Change		28681	+4.6%
Stuart	25546	-6.8%	From Ngadjuri	+3639		

District	Before Redistribution		Transfers / Comments	Change	After Redistribution	
	Electors	Quota			Electors	Quota
			From Giles - The localities of Coober Pedy, Roxby Downs Andamooka and Oodnadatta and the APY Lands	+5091		
			From Narungga - The localities of Redhill, Koolinga and Collinsfield	+262		
			Into Giles - The remainder of Port Augusta City Council	-6495	28043	+2.3%
Taylor	30875	+12.6%	Into Light - Portion of the suburb of Munno Para West	-1774		
			Into Elizabeth - The suburb of Elizabeth North and portion of the suburb of Smithfield	-3485	25616	-6.6%
Torrens	28161	+2.7%	No Change		28161	+2.7%
Unley	27334	-0.3%	No Change		27334	-0.3%
Waite	28122	+2.5%	No Change		28122	+2.5%
West Torrens	25971	-5.3%	No Change		25971	-5.3%
Wright	26689	-2.7%	From King - Portion of the suburb of Salisbury East	+1835	28524	+4.0%


APPENDIX 12

Present and projected enrolments after the 2024 electoral redistribution

District	Relevant Date		Projected Date		Enrolment Variance
	30/06/2024	% Quota Variance	30/06/2026	% Quota Variance	
ADELAIDE	27671	+0.9	29036	+2.7	1365
BADCOE	27122	-1.1	28893	+2.2	1771
BLACK	26506	-3.3	26917	-4.7	411
BRAGG	26494	-3.4	27529	-2.6	1035
CHAFFEY	26068	-4.9	26507	-6.2	439
CHELTENHAM	28281	+3.1	29055	+2.8	774
COLTON	28327	+3.3	28746	+1.7	419
CROYDON	28455	+3.8	30555	+8.1	2100
DAVENPORT	26958	-1.7	27996	-0.9	1038
DUNSTAN	26833	-2.2	28499	+0.8	1666
ELDER	27521	+0.4	28843	+2.1	1322
ELIZABETH	28040	+2.2	28295	+0.1	255
ENFIELD	27585	+0.6	28746	+1.7	1161
FINNISS	28080	+2.4	29078	+2.9	998
FLINDERS	26001	-5.2	26007	-8.0	6
FLOREY	26310	-4.1	27949	-1.1	1639
GIBSON	28138	+2.6	28862	+2.1	724
GILES	26954	-1.7	27265	-3.5	311
HAMMOND	27923	+1.8	28166	-0.3	243
HARTLEY	26277	-4.2	28089	-0.6	1812
HEYSEN	29298	+6.8	29431	+4.1	133
HURTLE VALE	29111	+6.2	29248	+3.5	137
KAURNA	27697	+1.0	28638	+1.3	941
KAVEL	26817	-2.2	28544	+1.0	1727
KING	29373	+7.1	29476	+4.3	103
LEE	26757	-2.4	28130	-0.5	1373
LIGHT	27498	+0.3	28624	+1.3	1126
MACKILLOP	27601	+0.6	27927	-1.2	326
MAWSON	28322	+3.3	29219	+3.4	897
MORIALTA	26839	-2.1	27466	-2.8	627
MORPHETT	25853	-5.7	26390	-6.6	537
MOUNT GAMBIER	26134	-4.7	26693	-5.5	559
NARUNGA	27427	+0.0	27564	-2.5	137
NEWLAND	26675	-2.7	27821	-1.5	1146
NGADJURI	26530	-3.3	27047	-4.3	517
PLAYFORD	26759	-2.4	27396	-3.1	637
PORT ADELAIDE	28049	+2.3	29176	+3.2	1127
RAMSAY	28351	+3.4	28986	+2.6	635
REYNELL	27809	+1.4	28552	+1.0	743
SCHUBERT	28681	+4.6	28990	+2.6	309
STUART	28043	+2.3	27955	-1.1	-88
TAYLOR	25616	-6.6	28203	-0.2	2587
TORRENS	28161	+2.7	29266	+3.6	1105
UNLEY	27334	-0.3	28367	+0.4	1033
WAITE	28122	+2.5	27849	-1.5	-273
WEST TORRENS	25971	-5.3	27127	-4.0	1156
WRIGHT	28524	+4.0	29070	+2.9	546
Total	1288896		1328188		39292
Quota	27423		28259		

APPENDIX 13

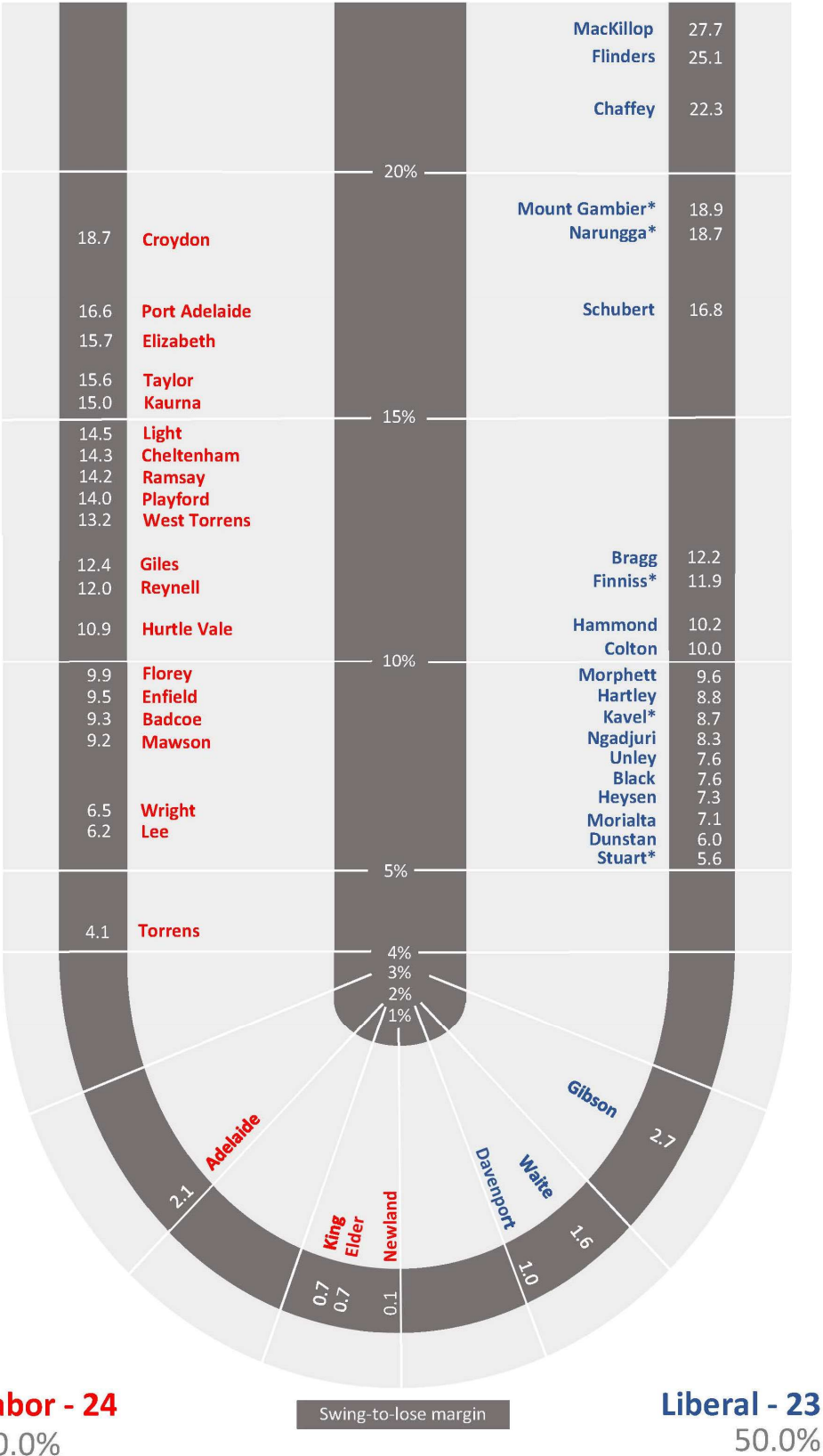
Swing-to-lose figures based on the 2024 electoral redistribution



* Based on 30 June 2026 projected electors using the 2022 Labor/Liberal two-party preferred figures, Kavel, Mount Gambier, Narungga and Stuart are notional Liberal seats.

APPENDIX 14

Electoral districts allocation based on 50:50 vote following the 2024 electoral redistribution



* Based on 30 June 2026 projected electors using the 2022 Labor/Liberal two-party preferred figures, Kavel, Mount Gambier, Narungga and Stuart are notional Liberal seats.